



# CTFP SERIES

Forced draft cooling towers

**TORRAVAL**  
cooling



# GENERAL DESCRIPTION

Cooling Towers CTFP Series are specially designed for the dirtiest and most complex waters.

## Casing and water collection basin

The casing is manufactured in FRP and its lower section includes the water collection basing and access for inspection and maintenance.

Access to the interior is available for inspection and maintenance operations.

### The basin is equipped with connections for:

- Cold water outlet.
- Overflow (can be transformed into a second outlet in case of gravity discharge).
- Sewer system.
- Water supply with float valve.
- Biocide dosage.
- Anti-ice resistance (this element is optional).

The upper section is fitted with the hot water inlet for the distribution system.

## Water distribution system

CTFP Series towers feature a system of **open channels and gravity nozzles** that allows a complete visual inspection of the state of the distribution system at any time, and easily cleaned if necessary.

## Filling

The different **filling** systems can be **laminar, mixed or drip**. The **drip** filling system avoids any possibility of clogging. Therefore, they are indicated for industrial refrigeration installations in which the waters are loaded with suspended materials.

## Drift eliminator

High efficiency, it reduces considerably water losses due to droplet drag.

## Mechanical air blowing equipment

The air is provided by high performance **axial fans**, statically and dynamically balanced.


Fans (one for each cell), are driven directly by **fully enclosed and self-ventilated electric motors** that are fitted on steel supports.

The actuation area of this drive is protected by a stainless steel mesh for safety reasons.



Open channels for easy cleaning and maintenance.

Different filling systems



# MAIN ADVENTAGES

- The structure is compact, monobloc in FRP (leak free).
- The FRP gives the tower immunity to the corrosion. Great longevity.
- Water distribution system through open channels, for easy cleaning and maintenance.
- Ground level mechanical equipment (easy maintenance).
- Specially designed for container transport.
- Gravity nozzles (not pressure).
- Very versatile location. Especially suitable for confined spaces, it can be installed between walls by sucking air from one side.
- Mechanical equipment: direct fitting motor-fan.
- Distribution system: FRP channels.
- Filling: laminar, mixed and splash or drip (PVC or PP). Torral splash one causes no obstruction, as it happens with conventional fillings.
- Basin with sloping bottom and rounded corners for easy cleaning and complete emptying.



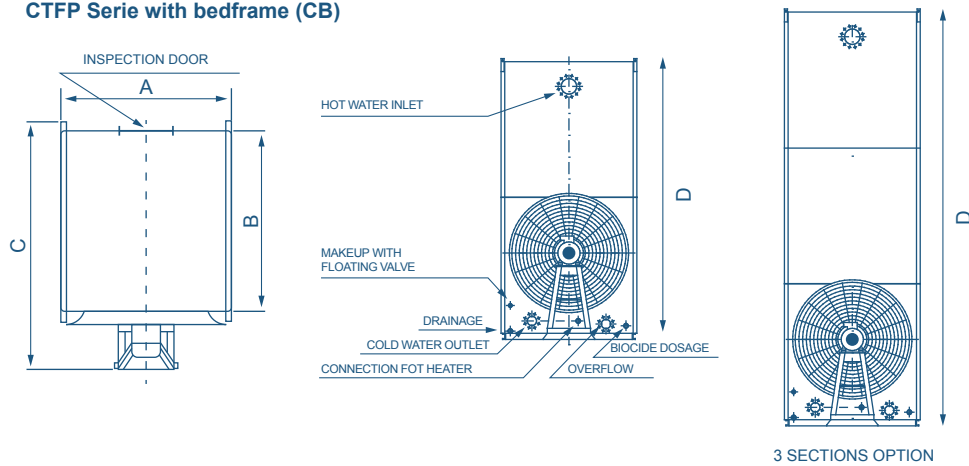
Suggested for paper, steel, chemical industry and in general for complex waters.



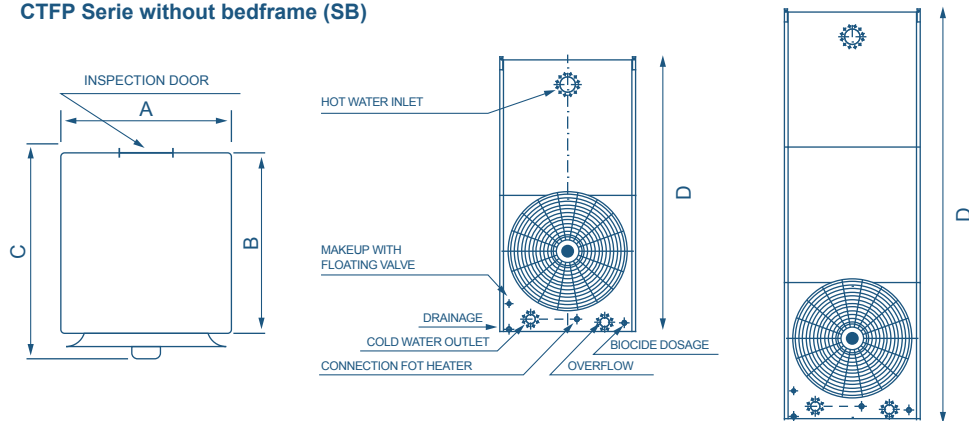
# TECHNICAL DATA

TYPES	DIMENSIONS				WEIGHTS (kg)		
	A	B	C	D	HEAVIEST PIECE	Total 2 /3 Sections	Operating 2 /3 Sections
	mm	mm	mm	2 /3 Sections mm			
Without Bedframe							
CTFP 2424 SB	2.200	2.400	2.695	4.405/6.310	650	1.070/1.370	4.700/5.010
CTFP 2430 SB	2.200	3.000	3.350	4.405/6.310	750	1.210/1.555	5.500/5.860
CTFP 2436 SB	2.200	3.600	3.995	4.405/6.310	800	1.340/1.750	6.350/6.800
With Bedframe							
CTFP 2424 CB	2.200	2.400	3.260	4.505/6.410	850	1.270/1.570	4.900/5.190
CTFP 2430 CB	2.200	3.000	3.860	4.505/6.410	950	1.410/1.755	5.700/6.010
CTFP 2436 CB	2.200	3.600	4.460	4.505/6.410	1.100	1.640/2.050	6.650/7.100

## CTFP Serie with bedframe (CB)



## CTFP Serie without bedframe (SB)



Technical data not binding. Please, contact TORRAVAL for full details.



Avda. Autonomía, 4-1ª Planta - Edificio Vega de Lamiako - 48940 LEIOA (Vizcaya), Spain

Tel. +34 94 452 00 00 - Fax +34 94 452 00 50 - info@torraval.com - [www.torraval.com](http://www.torraval.com)